

Part Number

60-105227-93X

Coverstock

Activator Pearl - 8 Reactive

Color: Black Pearl / Orange Pearl /
Red Pearl

Hardness: 76-78

Factory Finish

High Gloss Polish

Core Dynamics @ 16lbs

RG Max: 2.522

RG Min: 2.474

RG Diff: 0.048

RG Asy: 0.017

Average RG: 2.9 of 10

Performance

Hook Potential: 120

Length: 110

Typical Breakpoint Shape: 88

Available Weights

12-16 Pounds



Hook Potential: Low (10)  120 High (175)

Length: Early (25)  110 Long (235)

Breakpoint Shape: Smooth Arc (10)  88 Angular (100)

Flare Potential: Low (0.0)  0.048 High (0.060)

RG-Average: Center Heavy (1)  2.9 Cover Heavy (10)

Brunswick International Series has been developed specifically for international markets using core and coverstock systems that provide bowlers with a range of equipment that matches up to typical international lane conditions. The International Series balls are available only through international distributors.

Reaction Characteristics

Activator coverstocks are known for being clean through the fronts, having great mid-lane recovery, hard arcing backend, and unprecedented durability. With its factory finished High Gloss Polish, the Activator Pearl coverstock complements the ultra low RG asymmetric core to deliver an aggressive but forgiving ball reaction that matches up on medium-dry to medium-oily lane conditions. Add a little fire to your arsenal and experience the destructing pin action of the Wild Fire!

Response Time

To understand the International Series Coverstocks better we use a 1-10 number scale system after the coverstock name to describe response time. Response time is how fast or slow the ball changes direction when it encounters friction. The higher the number the faster the ball will change direction similar to skid/snap. The lower the number the slower the ball will change direction similar to smooth arc.

Utility – Wild Fire

•Out of the box: With its Factory High Gloss Finish, the Wild Fire is an ideal ball for medium to medium-oily lane conditions.

If your Wild Fire goes too long: Shiny surface finishes sometimes cause the ball to go too long before breaking. To get your Wild Fire rolling sooner, dull the surface with a 1000-grit abrasive (Abralon or Scotch-Brite Grey pad) to increase hooking action. To further increase hooking action, use a rougher abrasive to create an earlier reaction.

If your Wild Fire hooks too early: Players with higher rev rates and/or players with slower ball speed may, on a drier condition, see the ball hook earlier than they would like. To further increase the length, use a 2000-grit or higher abrasive and then reapply Brunswick's Factory Finish High Gloss Polish.

Reaction Setup – Wild Fire

The Wild Fire can be drilled using the standard drilling techniques developed for two-piece balls. Visit www.brunswickbowling.com for the latest in drilling instructions for reaction characteristics and layout details.

Maintaining Your Ball Reaction

Brunswick recommends the following procedures to maintain and restore the reaction characteristic of your Brunswick bowling balls:

--Clean your Brunswick ball with **Brunswick Remove All** or similar ball cleaner after every use to reduce oil absorption.

--If you think your Brunswick ball has lost some of its "Out of the Box" reaction, restore the ball to its original factory finish listed on the product information sheet. This is especially important for balls that are highly sanded or polished. Sand to 400-grit then use **Factory Finish High Gloss Polish by Brunswick** to restore the original factory finish on high gloss polish balls. Sand to 220-grit then use **Factory Finish Rough Buff by Brunswick** to restore the original factory finish on rough buff balls. For dull balls, wet sand with the sandpaper listed on the product information sheet.

--If there is a visible track on your ball, have your Pro Shop use a Haus or similar resurfacing machine to remove the track then restore the ball to its original factory finish. This service is available, for a fee, at many Pro Shops.

--If your ball has more than 50 games on it, you may be able to increase mid-lane and back-end hooking action by removing oil from the coverstock. Remove the oil from the ball by gently warming it with either the **Revivor** or **Rejuvenator** Pro Shop devices that have been designed for this purpose. The service is available, for a fee, at many Pro Shops. Brunswick testing has shown that by combining the restoration of the factory finish, resurfacing of the track and oil removal, your Brunswick ball can maintain its original "Out of the Box" reaction for hundreds of games.

Do not use a home oven to remove oil. Temperatures cannot be adequately controlled and the ball may crack.

--Absorbent materials sold by other bowling ball manufacturers to remove oil can also be used on Brunswick bowling balls. Information to date seems to indicate that absorbent materials have a more limited ability to remove oil than warming. You may be disappointed with results on heavily oil-soaked balls.






Note: Oil soaked balls tend to traction less in the oil and respond less to the dry boards on the lane. If you are matching-up using an oil soaked ball on wet/dry or broken down lane conditions, removing the oil from the ball will significantly change your match-up and possibly create undesirable over reactions.

Ball Comparisons

Want to compare the performance of this ball to other Brunswick balls? Go to our website at www.brunswickbowling.com. Click on **Balls**, then click on **Pro Shop Information**. This page contains a link to the **Brunswick Ball Comparison Chart**. This chart allows you to see, at a glance, the performance of all Brunswick balls relative to each other, defined by their **Hook Potential** and **Arc Characteristics**. There's even an essay to help explain and guide you through the chart.

Lightweight Engineering

At Brunswick, the unique core shape of each individual ball is used for weights from 14 to 16 pounds. This approach to lightweight ball engineering provides bowlers with consistent ball reaction characteristics across this weight range. At 12 & 13 pounds, Brunswick uses a generic core shape with a RG-differential of 0.044. This differential is close enough to the 14-16 pound shape so that the same drilling instructions can be used.

Weight	16#	15#	14#	13#	12#	11#	10#
Core Shape						Not Available	Not Available
RG-max.	2.522	2.538	2.567	2.629	2.655		
RG-Int.	2.505	2.521	2.550	2.615	2.641		
RG-min.	2.474	2.490	2.521	2.585	2.611		
RG-diff.	0.048	0.048	0.046	0.044	0.044		
RG-Asy.	0.017	0.017	0.017	0.014	0.014		

For the most up to date Product Line Information go to www.brunswickbowling.com/balls